

A HDPF “High Density Patching Frame” with exceptional cable capacity. Ideal for both back bone active/passive equipment and structured cabling and cabling products.


Features and Benefits

- Fully assembled steel construction
- Every ‘U’ space can be filled, no need for intermediate cable rings within the ‘U’ positions
- Cable management fingers at each ‘U’ height on both sides of patching field, providing quick and stress-free patch cord management. Additional quick fit cable rings to assist with cable support, routing and containment
- Individual free standing single patching frame or quickly bayed in multiples and back to back with bolt down features in base
- Upper and lower cable troughs for cable routing and separation
- Optional cover panels and front smart door kits of split wardrobe type opening 180°
- No sharp edges or tight bends so cables are protected

**Try “Cannon Wrap” for quick and easy cable tie. Soft on critical high speed cable. reusable and versatile. (Part no. CA161).*

Specification

- 42U, 45U & 47U, Usable Patching Field
- Available in two footprints; 800 wide x 450 deep and 800 wide x 600 deep
- 1U cable fingers at every “U”, up each side of patching field
- Optional cable rings in vertical cable ways for enhanced containment (choice of orientation)
- Large apertures in base and top for easy entry of bulk cables
- Options for rear cable tray configuration
- Quick loop feature on all rear cable tray to speed cable installation
- Optional front cover panels for patching field and vertical cable ways
- Optional wardrobe smart door kits for additional security and conformity
- Delivered on transit castors for ease of logistics
- Earth points



Please note: Doors are an optional upgrade



Cable management fingers at each ‘U’ height on both sides of patching field

Order Codes - High Density Patching Frame

Height U	Width mm	Depth mm	Part No. Order Code
42	800	450	CABP428045000110
42	800	600	CABP428060000110
45	800	450	CABP458045000110
45	800	600	CABP458060000110
47	800	450	CABP478045000110
47	800	600	CABP478060000110

Finish

- Standard: Powder painted Velvet Black to RAL 9005 or Chameleon (Grey White) to RAL 9002.
- Other colours available on request.

Size conversions: 1U = 44.45mm = 1 3/4" 600mm = 24" 700mm = 28" 800mm = 32" 1kg = 2.2lbs

T: +44(0)1425 632600 | CANNONTECH.CO.UK | SALES@CANNONTECH.CO.UK

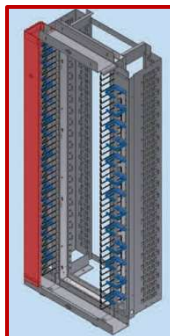
OPTIONAL UPGRADES

Cladding

- Cladding panels are available to upgrade the standard Patching Frame to meet your specific requirements Side panels are screw fixed
- All other panels have hinge pins each side, which are spring loaded allowing left or right hand opening for quick removal

Corner Cover Panel

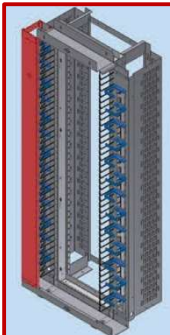
- The Corner Patching Cover Panel is supplied as a left hand or right hand kit.
- Heights: 42U, 45U and 47U
- Not necessary when installing Split Doors



Description	Right Hand Order Code	Left Hand Order Code
42U Kit	KP5242	KP5142
45U Kit	KP5245	KP5145
47U Kit	KP5247	KP5147

Vertical Patching Cover Panel

- The Vertical Patching Cover Panel is for use when Patching between adjacent Frames, when bayed together.
- The Vertical Cableway Cover Panel can be fitted on either the right or left hand side
- Heights: 42U, 45U and 47U
- Not necessary when installing Split Doors



Description	Order Code
42U Kit	KP5042
45U Kit	KP5045
47U Kit	KP5047

Patching Frame Earth Bar

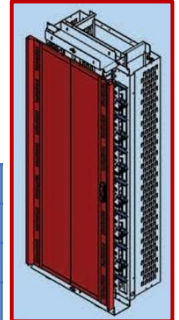
- Cannon Patching Frame Earth Bar provides easily accessible earth connections in any Cannon Patch cabinet.
- Supplied with two M6 x 12 studs to affix Earth Bar to Patching Frame.



Order Codes - High Density Patching Frame - Earth Bars	
Description	Order Code
42U	012C42020000

Smart Door Kit

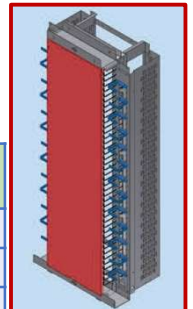
- The Smart range of Split Doors can be fitted to the front of the Cannon Patch
- Supplied with Split Perforated Door including swing handle lock with lock rods
- Heights: 42U, 45U and 47U



Description	Order Code
42U Split Perf Door Kit	KP5442
45U Split Perf Door Kit	KP5445
47U Split Perf Door Kit	KP5447

Front/Rear Cover Panel

- The Front Cover Panel is an alternative to Split Doors and is fitted to the front of the Cannon Patch via quick release spring pins
- Plain steel panel
- Heights: 42U, 45U and 47U

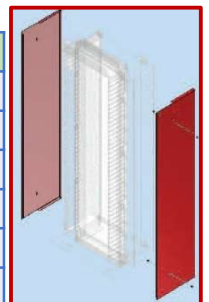


Description	FRONT Order Code	REAR Order Code
42U Kit	KP5342	KP5542
45U Kit	KP5345	KP5545
47U Kit	KP5347	KP5547

Side Panel

- Plain steel panel (cannot be used with either Cover Panels)
- Heights: 42U, 45U and 47U Depths: 450mm and 600mm

Description	Order Code
42U x 450mm	KP5642
42U x 600mm	KP5742
45U x 450mm	KP5645
45U x 600mm	KP5745
47U x 450mm	KP5647
47U x 600mm	KP5747



Baying Kits

Order Code – Baying Kits	
Description	Order Code
Baying Kit	KP0236

RAFt™ for Patching Frame

This RAFt™ (Raised Access Floor technology) Assembly can be used for Cannon Patching Frame:

- 800mm wide x 450mm deep
- 800mm wide x 600mm deep

Each RAFt™ Supplied with two RAFt Braces (RAFt Braces depicted in purple).

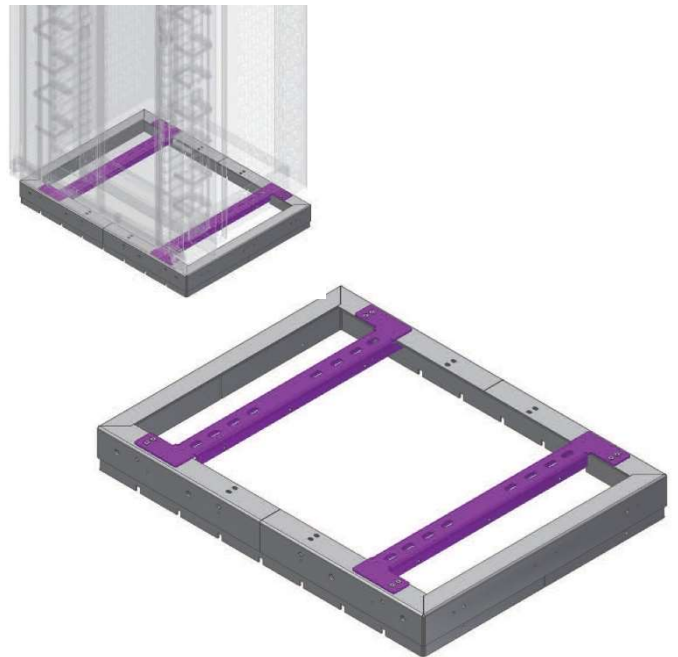
Finish

- Standard: Powder painted Velvet Black to RAL 9005 or Chameleon (Grey White) to RAL 9002.
- Other colours available on request.

Order Codes

Description	Order Code
800mm x 450/600mm	435B02806021

For further details on the benefits of the RAFt™ System see RAFt™ literature



RAFt™ Base Brush Entry for Patching Frame

The RAFt™ Base Brush Entry can be used in conjunction with the Cannon Patching Frame RAFt™ to provide air management at the base of the Patching Frame.

The RAFt™ Base Brush Entry comprises of a central steel blanking plate and two pieces of brush strip to allow cabling; one piece of brush strip is fitted on each side left and right of the plate.

- 800mm wide x 450mm deep
- 800mm wide x 600mm deep

Finish

- Standard: Powder painted Velvet Black to RAL 9005 or Chameleon (Grey White) to RAL 9002.
- Other colours available on request.

Order Codes

Description	Order Code
The RAFt™ Base Brush	005B60806030

