

Cannon Patch

High Density Patching Frame

A high density patching frame with exceptional cable capacity.

Ideal for both back bone and patching cables of cat 6 or higher specification.

Features and Benefits

- Easy to use
- Every 'u' space can be filled with patch panels, no need for intermediate cable rings within the 'u' positions
- 100% patch panel availability
- Cable management fingers at each 'u' height on both sides of patching field, providing quick and easy patch cord management
- Additional quick fit cable rings to assist with cable support, routing and containment
- Can be used as a single patching frame or quickly bayed in multiples
- Upper and lower cable troughs for cable routing and separation
- Optional cover panels
- Optional front smart door kits of split wardrobe type opening 180°
- No sharp edges or tight bends so cables are protected


*Try "Cannon Wrap" for quick and easy cable tie. Soft on critical high speed cable. Re-enterable and versatile. (Part no. CA161).

Specification

- Standard Colour Black (Other Options Available on Request)
- Robust individual patching frame
- 42U, 45U & 47U, Usable Patching Field
- Available in two footprints; 800 wide x 600 deep and 800 wide x 450 deep
- Can be installed; side by side or back to back with easy baying kits
- Bolt down features in base
- Designed to accommodate 42, 45, 47 x 1U, 24 port patching panels
- No need for horizontal cable management panels, but they can be used
- 1U cable fingers at every "U", up each side of patching field
- Optional cable rings in vertical cable ways for enhanced containment (choice of orientation)
- Large apertures in base and top for easy entry of bulk cables
- Earthing points
- Options for rear cable tray configuration
- Quick loop feature on all rear cable tray to speed cable installation
- Optional front cover panels for patching field and vertical cable ways
- Optional wardrobe smart door kits for additional security and conformity
- Delivered on transit castors for easy logistics



Please note that doors are an optional upgrade



Finish

Standard: Powder painted Velvet Black to RAL 9005 or Chameleon (Grey White) to RAL 9002. Other colours available on request.



Size conversions: 1U = 44.45mm = 1 3/4" 600mm = 24" 700mm = 28" 800mm = 32" 1kg = 2.2lbs

Cannon Patch

High Density Patching Frame

Order Codes - High Density Patching Frame

Description	Order Code
42U 800mm x 450mm	CABP428045000110
45U 800mm x 450mm	CABP458045000110
47U 800mm x 450mm	CABP478045000110
42U 800mm x 600mm	CABP428060000110
45U 800mm x 600mm	CABP458060000110
47U 800mm x 600mm	CABP478060000110

Optional Upgrades

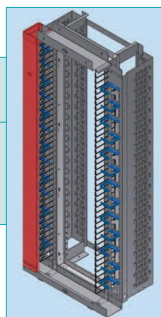
Cladding

- Cladding panels are available to upgrade the standard Patching Frame to meet your specific requirements
- Side panels are screw fixed
- All other panels have hinge pins each side, which are spring loaded allowing left or right hand opening for quick removal

Corner Patching Cover Panel

- The Corner Patching Cover Panel is supplied as a left hand or right hand kit.
- Heights: 42U, 45U and 47U

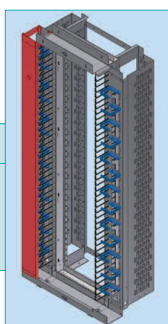
Description	Order Code Right Hand	Order Code Left Hand
42U Kit	KP5242	KP5142
45U Kit	KP5245	KP5145
47U Kit	KP5247	KP5147



Vertical Cableway Cover Panel

- The Vertical Cableway Cover Panel is for use when Patching Frames are bayed together.
- The Vertical Cableway Cover Panel can be fitted on either the right or left hand side
- Heights: 42U, 45U and 47U

Description	Order Code
42U Kit	KP5042
45U Kit	KP5045
47U Kit	KP5047



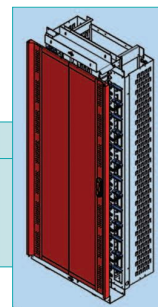
Baying Kits

Description	Order Code
Baying Kit	KP0236

Smart Door Kit

- The Smart range of Split Doors are able to be fitted to the front of the Cannon Patch
- Door Kit supplied with Split Perforated Door
- Heights: 42U, 45U and 47U

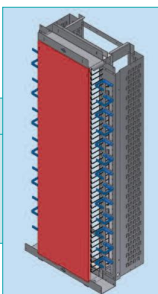
Description	Order Code
42U Split Perf Door Kit	KP5442
45U Split Perf Door Kit	KP5445
47U Split Perf Door Kit	KP5447



Front Cover Panel

- The Front Cover Panel is an alternative option to Split Doors, and is fitted to the front of the Cannon Patch
- Plain steel panel
- Heights: 42U, 45U and 47U

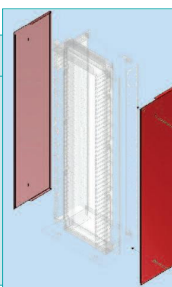
Description	Order Code
42U Kit	KP5342
45U Kit	KP5345
47U Kit	KP5347



Side Panel

- Plain steel panel
- Heights: 42U, 45U and 47U
- Depths: 450mm and 600mm

Description	Order Code
42U x 450mm	KP5642
45U x 450mm	KP5645
47U x 450mm	KP5647
42U x 600mm	KP5742
45U x 600mm	KP5745
47U x 600mm	KP5747



Size conversions: 1U = 44.45mm = 1 3/4" 600mm = 24" 700mm = 28" 800mm = 32" 1kg = 2.2lbs

Cannon Patch

High Density Patching Frame

RAFt™ for Patching Frame

This RAFt™ (Raised Access Floor technology) Assembly can be used for Cannon Patching Frame:

- 800mm wide x 450mm deep
- 800mm wide x 600mm deep

Each RAFt™ Supplied with two RAFt Braces (RAFt Braces depicted in purple).

Finish

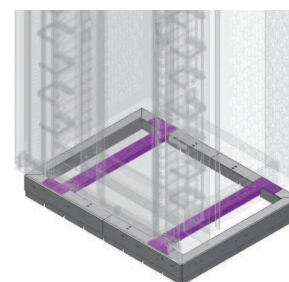
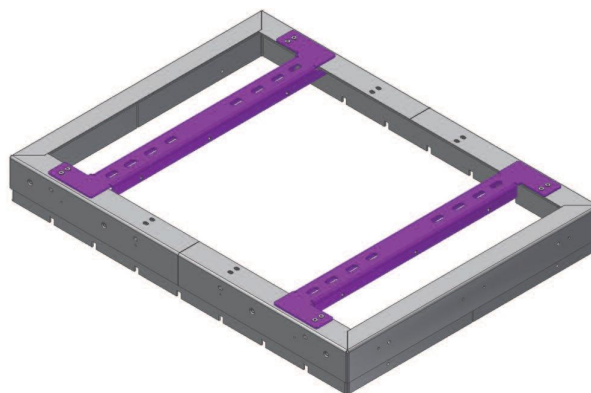
Standard: Powder painted Velvet Black to RAL 9005 or Chameleon (Grey White) to RAL 9002. Other colours available on request.



Order Codes

Description	Order Code
800mm x 450mm	435B02806021
800mm x 600mm	435B02806021

For further details on the benefits of the RAFt™ System see pages 2.1 - 2.3



RAFt™ Base Brush Entry for Patching Frame

The RAFt™ Base Brush Entry can be used in conjunction with the Cannon Patching Frame RAFt™ to provide air management at the base of the Patching Frame.

The RAFt™ Base Brush Entry comprises of a central steel blanking plate and two pieces of brush strip to allow cabling; one piece of brush strip is fitted on each side left and right of the plate.

- 800mm wide x 450mm deep
- 800mm wide x 600mm deep

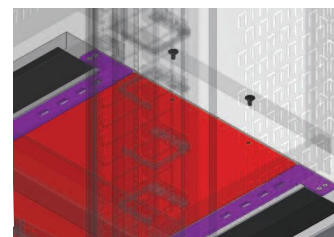
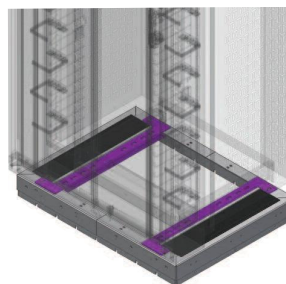
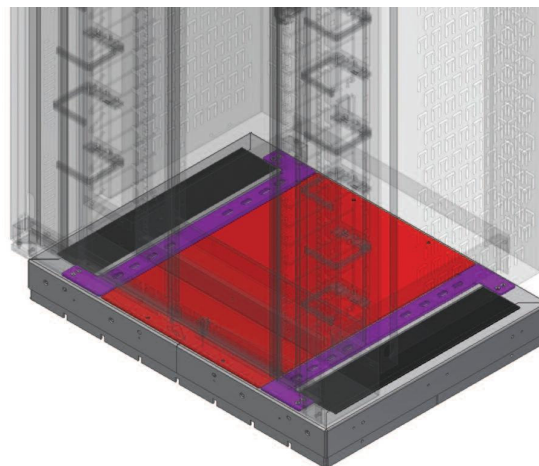
Finish

Standard: Powder painted Velvet Black to RAL 9005 or Chameleon (Grey White) to RAL 9002. Other colours available on request.



Order Codes


Description	Order Code
The RAFt™ Base Brush	005B60806030




Size conversions: 1U = 44.45mm = 1 3/4" 600mm = 24" 700mm = 28" 800mm = 32" 1kg = 2.2lbs

Cannon Patch

High Density Patching Frame



Front Cover Panel & Vertical Cableway Cover Panel



Corner Patching Cover Panel



Vertical Cableway Cover Panel

Patching Frame fitted with optional Vertically Split Perforated Doors with Smart Trim in blue.

Patching Frame Earth Bar

Cannon Patching Frame Earth Bar provides easily accessible earth connections in any Cannon Patch cabinet.

Supplied with two M6 x 12 studs to affix Earth Bar to Patching Frame.



Order Codes - High Density Patching Frame - Earth Bars

Description	Order Code
42U	012C42020000
45U	012C45020000
47U	012C47020000

Size conversions: 1U = 44.45mm = 1 3/4" 600mm = 24" 700mm = 28" 800mm = 32" 1kg = 2.2lbs